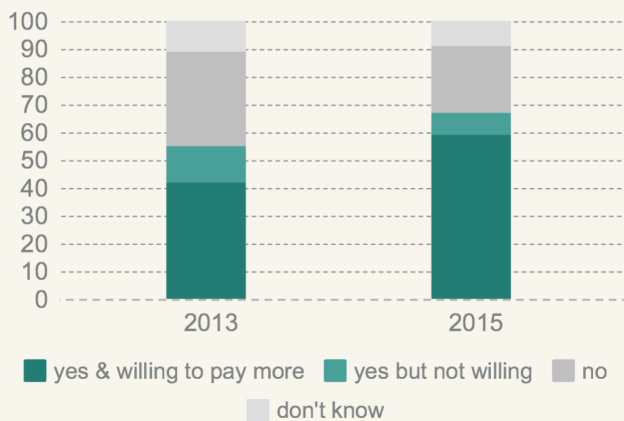


# NH Wants Transportation Options

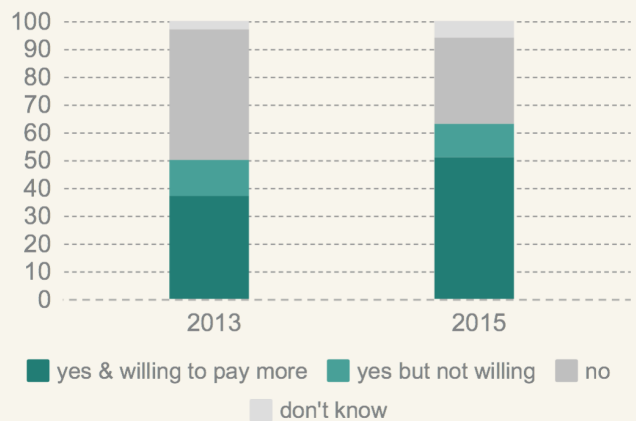
JULY 2015 UNH SURVEY: Should policy makers ...

Invest more money in senior and special needs transportation?



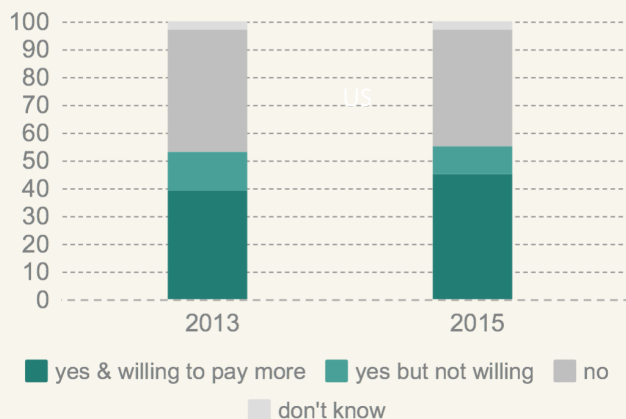
12 point increase in support

Invest more money in bus or rail service between major cities?



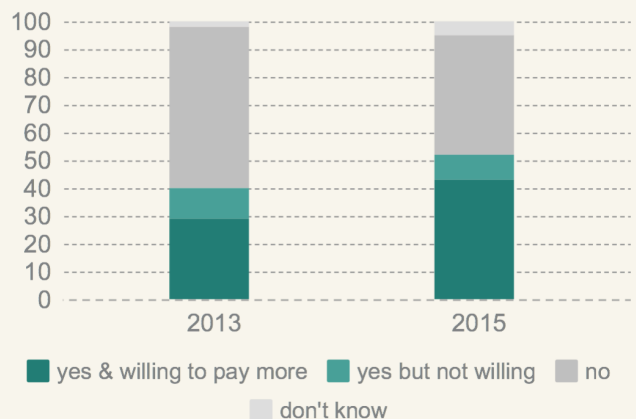
13 point increase in support

Invest more money in bike paths or bike routes?



2 point increase in support

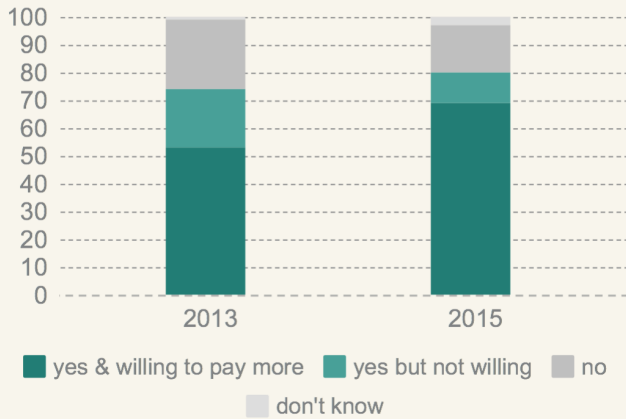
Invest more money in public transportation?



12 point increase in support

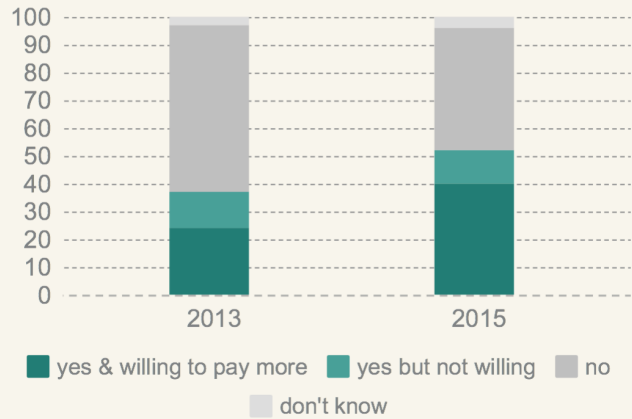
# Should policy makers ...

Invest more money in maintaining roads, highways and bridges?



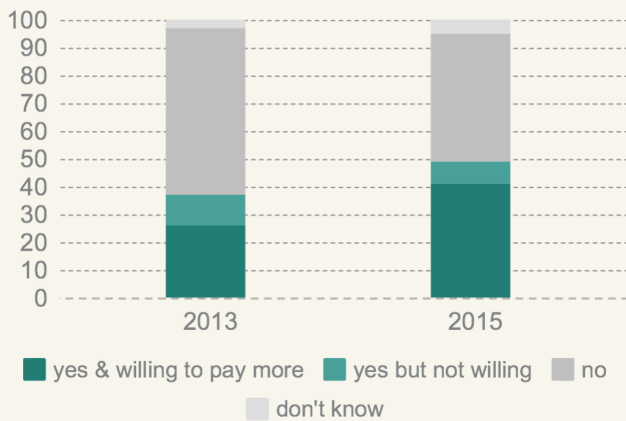
6 point increase in support

Invest more money to reduce congestion at rush hour?



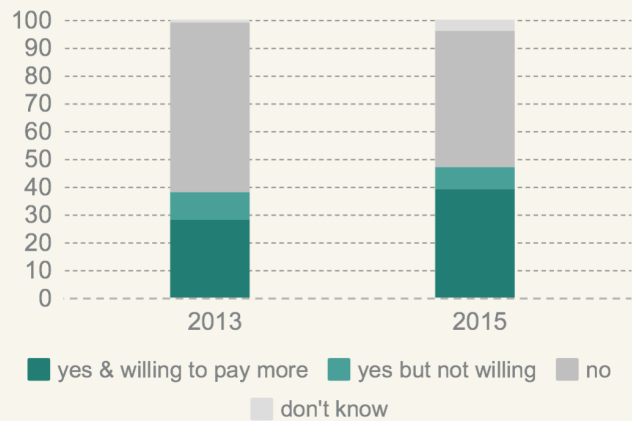
15 point increase in support

Invest more money to improve traffic safety?



12 point increase in support

Invest more money in sidewalks and crosswalk areas?



9 point increase in support

The University of New Hampshire Survey Center included eight questions on its July 2015, Granite State Poll for Transport NH. These questions were replicated from a survey that the UNH Survey Center conducted in 2013. A survey of five hundred thirty-two (532) New Hampshire adults was conducted by telephone between July 7 and July 20, 2015. The margin of sampling error for the survey is +/- 4.2%.

For a copy of the survey, go to [TransportNH.org/Resources](http://TransportNH.org/Resources)



**TRANSPORT NH**  
GOING PLACES